


Testing for
COVID-19



SEND resource pack

Symbol-Assisted Story

Lateral Flow Test - Level 3



Coronavirus



Testing

and



School

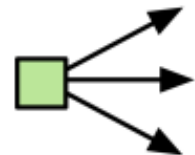


Testing for Coronavirus is going to be done for



going to school.

This will help find Coronavirus and stop it spreading.





Testing

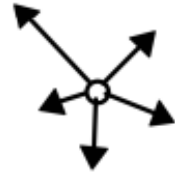


helps

us



see



where



Coronavirus

is.

When we



know



where



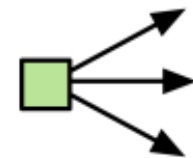
Coronavirus

is, we can



stop

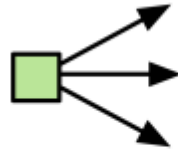
it



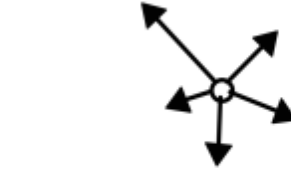
spreading.



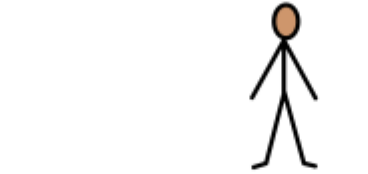
Coronavirus



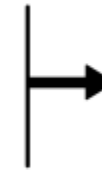
spreads



by moving



from person



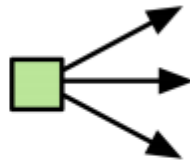
to



person.



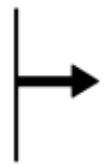
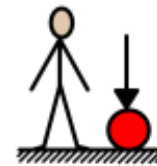
We stop



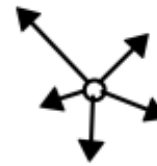
it spreading



by isolating.



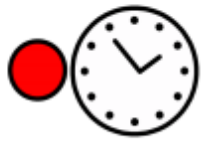
This means if someone has Coronavirus they stay at home to



get better and stop Coronavirus moving to another person.



For school the test will be done with a swab.



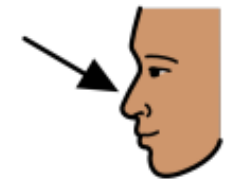
20

Before the test I need to wash my hands for 20

+



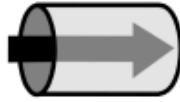
seconds and blow my nose.



The swab is put gently inside my throat and nose.



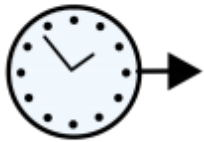
It can be uncomfortable but it is very quick.



The swab goes inside a special device. This device



tests for Coronavirus.



It will show me if there is Coronavirus in my body in



half an hour.








To help me stay calm, I can do deep breaths.



I can also fiddle with something in my hand.



The  test will  help  me,  my friends and my  family

 stay safe.




Thank you for helping



stop



Coronavirus.



Resources co-created with and from an original concept by LifeLab, based at the University of Southampton, Southampton Education School and NIHR Southampton Biomedical Research Centre. The views expressed are those of the authors and not necessarily those of the NIHR, or the Department of Health and Social Care.