

LifeLab Online

Site Map and Programmes in Development

Site structure overview & navigation

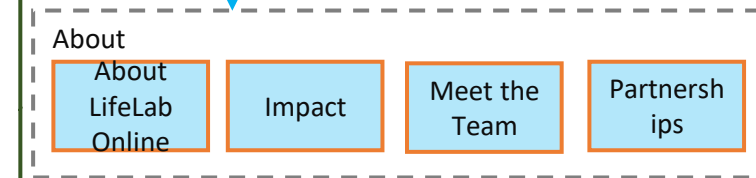
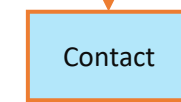
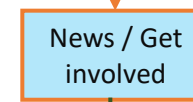
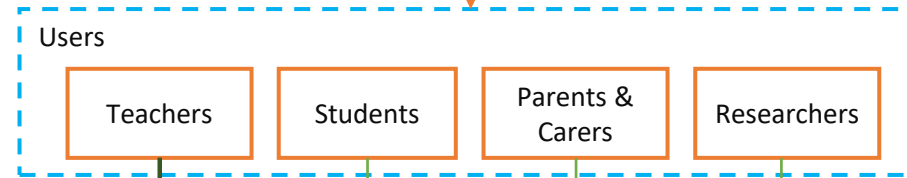
Level 0

(Customised user routes, brief info about the site and LifeLab, twitter feed/latest news)



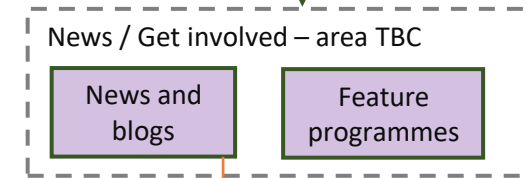
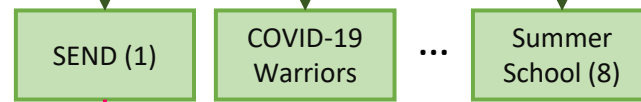
Level 1

(Programmes with incorporated key stage info; other single pages)



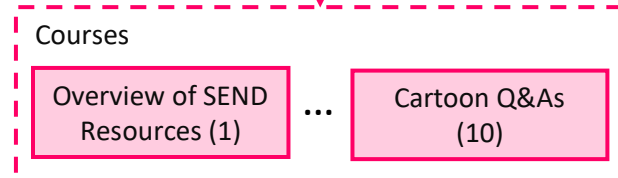
Level 2

(Programme page – pg overview, info about and access to courses/resources)



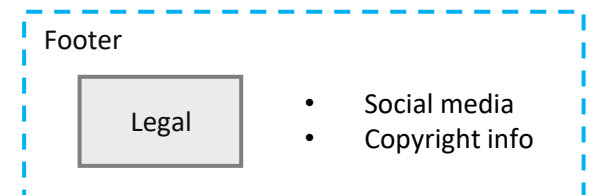
Level 3

(course content/ resources pages)



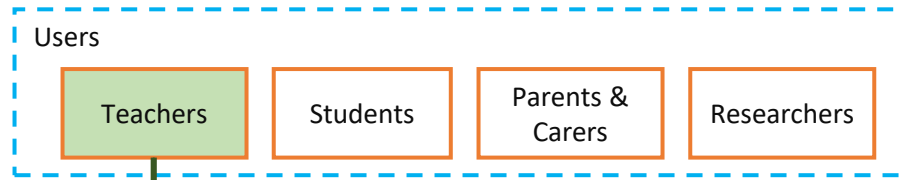
Keys

- Pages having information/resources
- Page primarily to facilitate structured access to pgs/resources/info

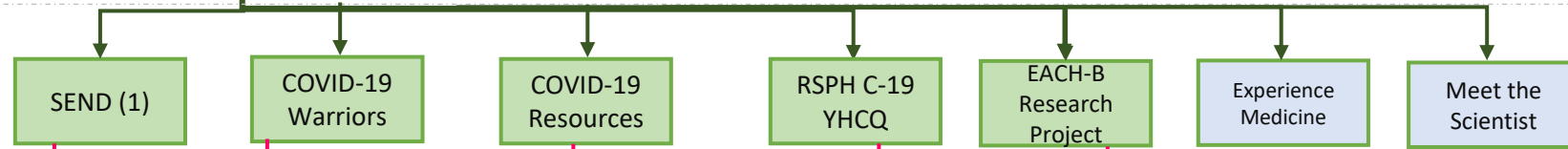


Teachers

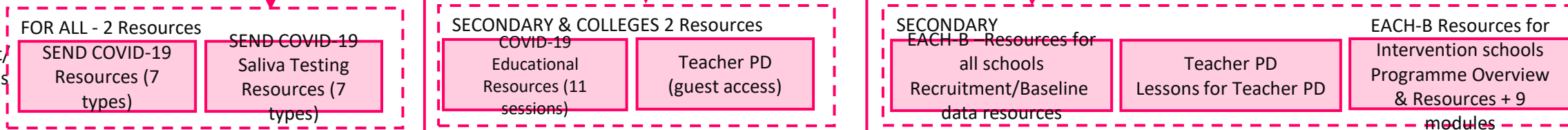
Level 1
Programmes with incorporated key stage info; other single pages



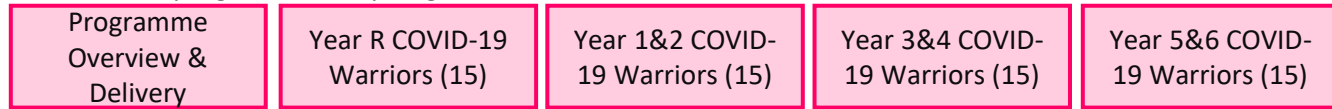
Level 2
Programme page – inc. overview, info about and access to courses/resources




Level 3
Course content/resources pages



PRIMARY – 1 programme 4 key stages



SECONDARY & COLLEGES

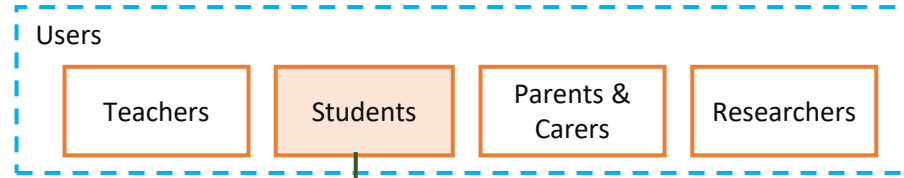


Keys

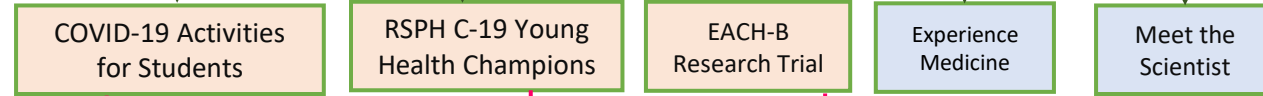
- Programme content currently available on LLO
- Programme information / resource content in development – see slides 3&4

STUDENTS

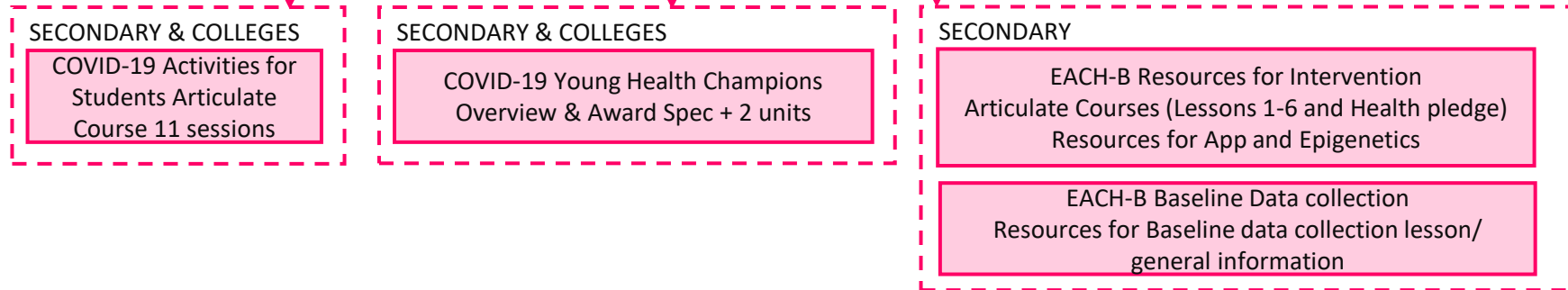
Level 1
Programmes with incorporated key stage info; other single pages



Level 2
Programme page – inc. overview, info about and access to courses/resources



Level 3
Course content/ resources pages



Keys



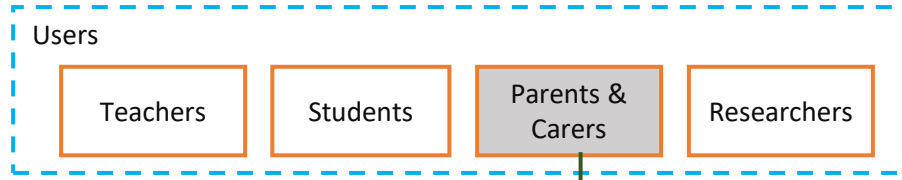
Programme content currently available on LLO



Programme information / resource content in development

PARENTS & CARERS

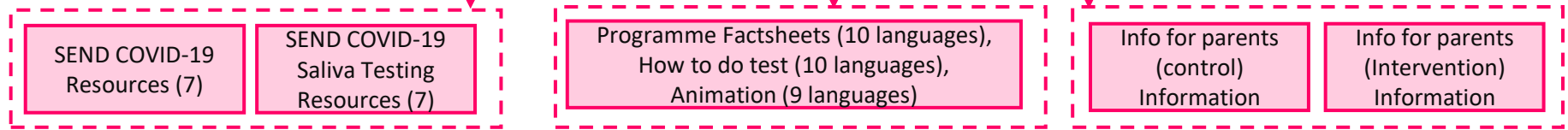
Level 1
Programmes with incorporated key stage info; other single pages




Level 2
Programme page – inc. overview, info about and access to courses/resources




Level 3
Course content/ resources pages



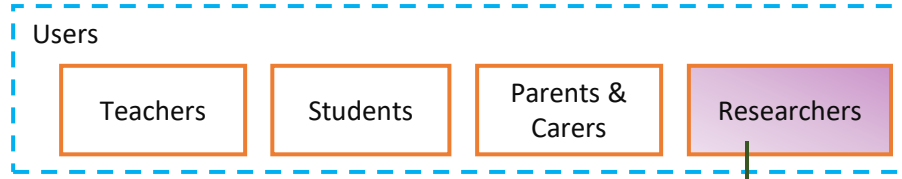
Keys

 Programme content currently available on LLO

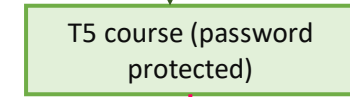
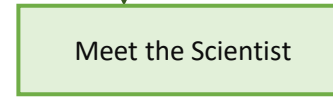
 Programme information / resource content in development

RESEARCHERS

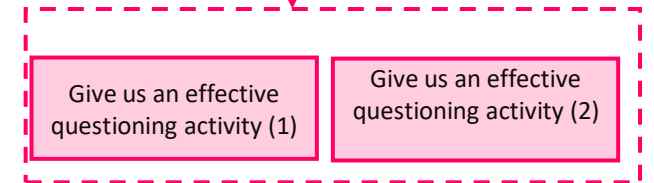
Level 1
Programmes with incorporated key stage info; other single pages



Level 2
Programme page – inc. overview, info about and access to courses/resources



Level 3
Course content/ resources pages



Keys



Programme content currently available on LLO



Programme information / resource content in development

Programme in development

Experience Medicine with LifeLab

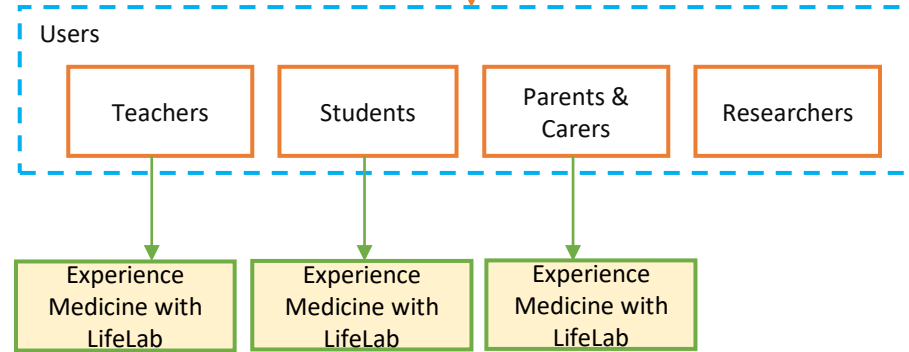
Level 0

Homepage – user icons



Level 1

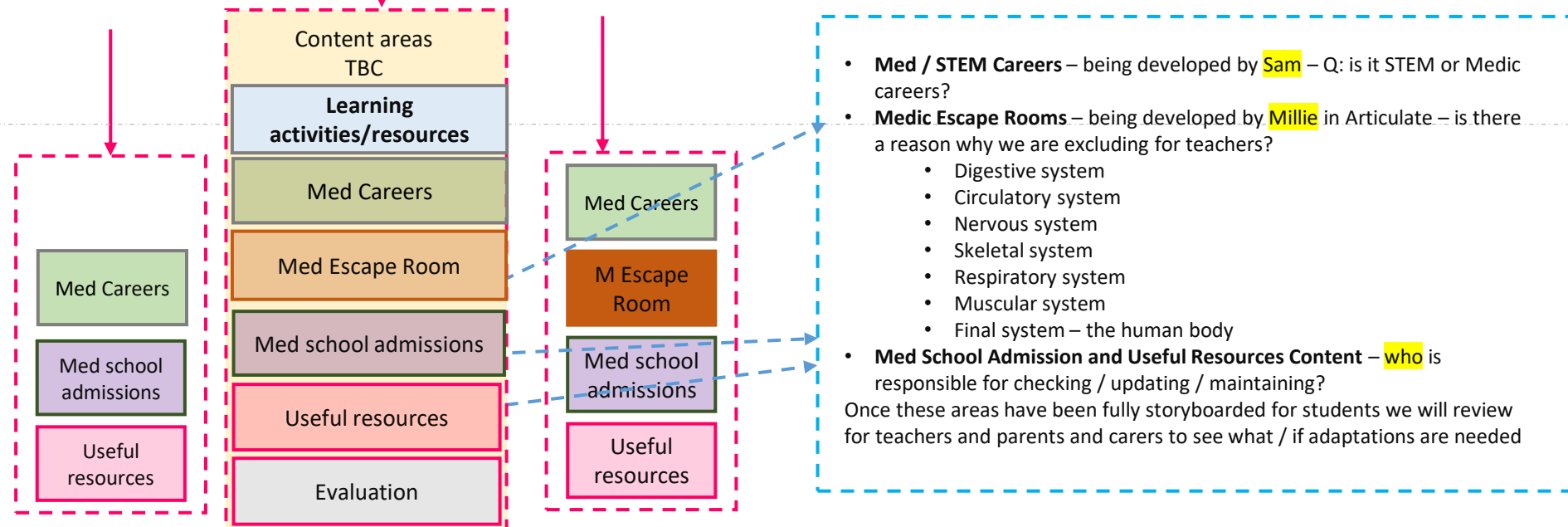
User programme landing page, graphical icon for programme with incorporated key stage info



Level 2

Key programme information for target audience:

- Welcome and common information
- Programme outline - 1 or 2 programmes (virtual summer school, in person summer school TBD)
- Programme delivery
 - Face to face
 - Online
- Menu to learning activities/resources and further information – see level 3
 - STEM Careers
 - Activities e.g. Summer School Escape Rooms
 - Medical school admissions
 - Useful links and resources



Level 3

Learning activities/resources and further information

- **Med / STEM Careers** – being developed by **Sam** – Q: is it STEM or Medic careers?
- **Medic Escape Rooms** – being developed by **Millie** in Articulate – is there a reason why we are excluding for teachers?
 - Digestive system
 - Circulatory system
 - Nervous system
 - Skeletal system
 - Respiratory system
 - Muscular system
 - Final system – the human body
- **Med School Admission and Useful Resources Content** – **who** is responsible for checking / updating / maintaining? Once these areas have been fully storyboarded for students we will review for teachers and parents and carers to see what / if adaptations are needed

Programme in development

Experience Medicine with LifeLab

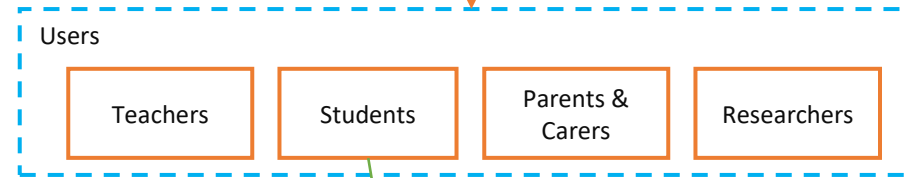
Level 0

Homepage – user icons



Level 1

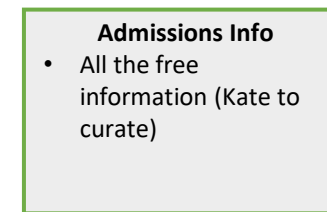
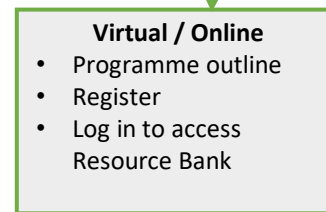
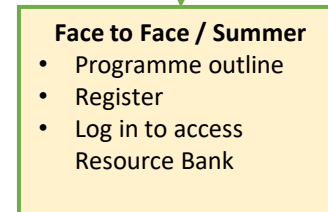
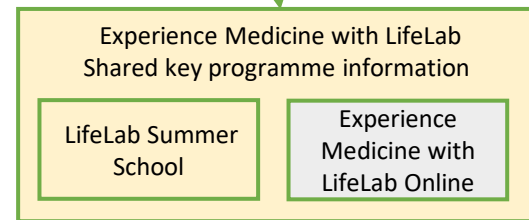
User programme landing page, **graphical icon for programme** with incorporated key stage info



Level 2

Key programme information for target audience:

- Welcome and common information
- With links / click through to 2 programmes
Face to Face / Summer and ongoing Virtual / Online
- Promoting any other courses run by UoS e.g. Easter with a link to relevant page



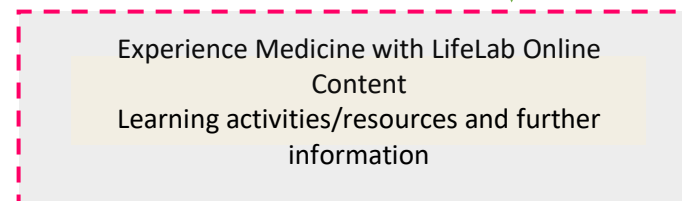
Level 3

2 Courses

- Face to face
- Online

Level 4

Learning activities/resources and further information



From the user perspective
We need to group together because they are very similar programmes you either access face to face or virtually online. We therefore have to avoid confusing the users and have it as one programme but two access routes.

Recommendation

- 1 overarching term 'Experience Medicine with LifeLab' with 2 different deliveries:
- 1) LifeLab Summer School
 - 2) Experience Medicine with LifeLab Online

Programme in development

Experience Medicine with LifeLab

Level 4 Resource Bank

Experienc Medicine - Content

Dr Kristina May: the life of
an Ophthalmologist

Clinical Skills

The Case of the Grumbling
Tummy

Anatomy Case Study

Trauma Scenario

Communication Skills

Meet the Healthcare
Professionals (pulls in
from MtS)

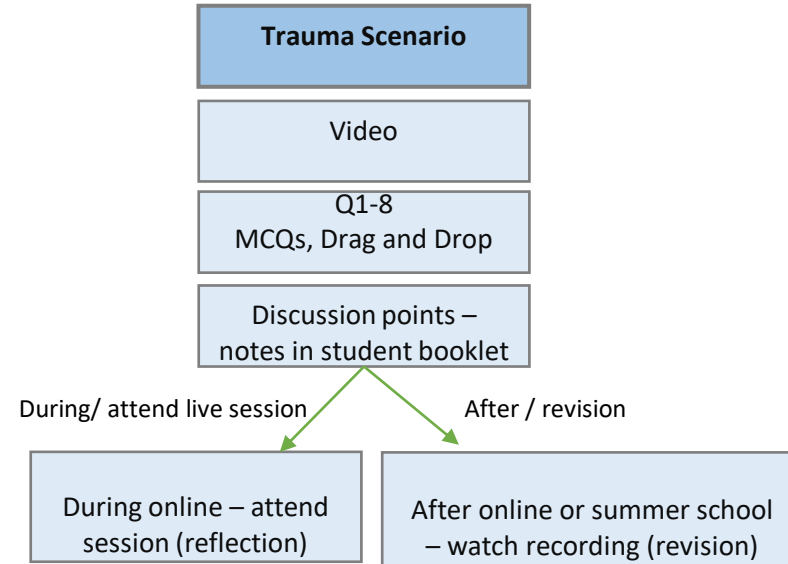
A Virtual Day in the Life Of
(Ben Johnson MtS profile
and prezi)

Admissions Information

Evaluation

Escape Rooms - discussion
and decision on how to
include

Level 5 Learning activities/resources and further information



Content that will be required for the July Summer School:

- Open access pages (Level 1-3)
- Trauma Scenario – password protected / log in
- Admissions Information – can be available to everyone caveat Sally Curtis video is removed from admissions info and included in password protected content area

Programme in Development

Meet the Scientist & STEM Careers

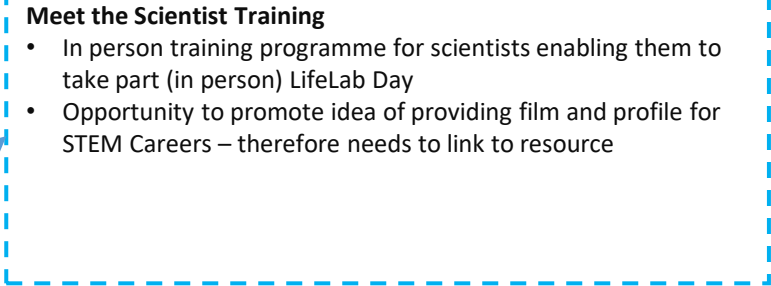
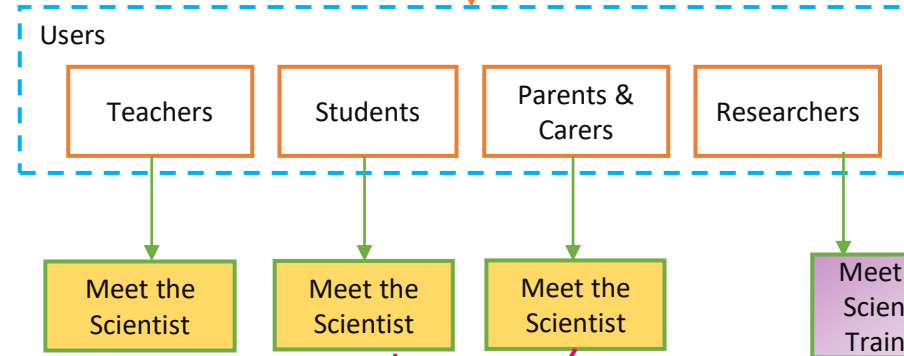
Level 0

Homepage – user icons



Level 1

User programme landing page, graphical icon for programme with incorporated key stage info



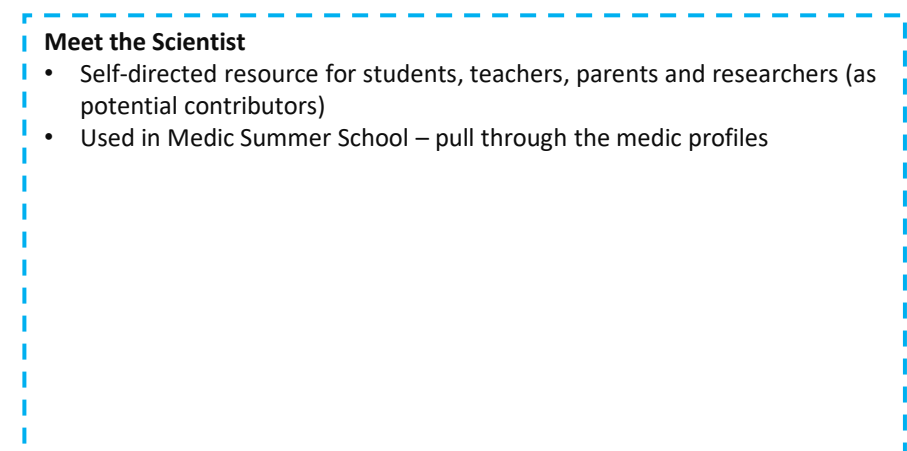
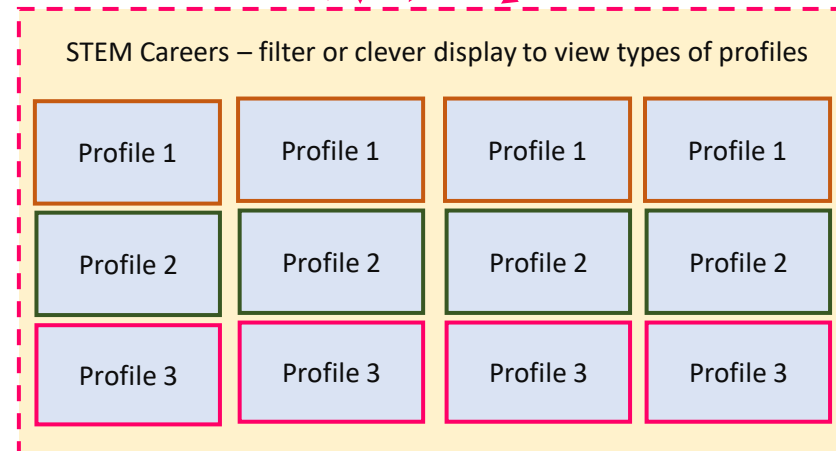
Level 2

Key programme information for each target audience:

- Welcome and common information
- STEM Careers – what is it and how to use the resource

Level 3

Resource content



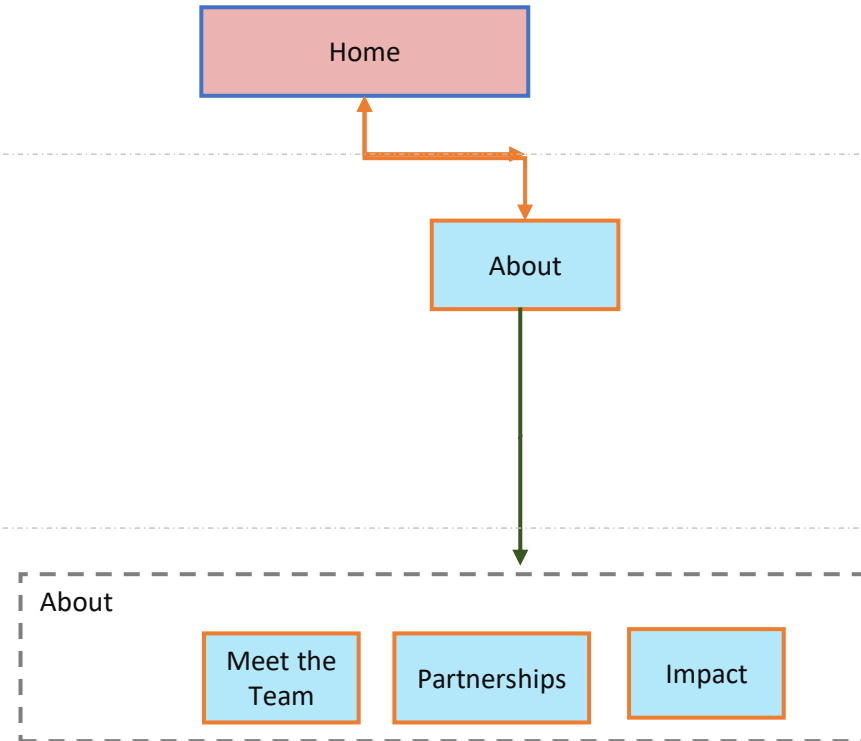
ABOUT – PROPOSED STRUCTURE

Level 0
(Customised user routes, brief info about the site and LifeLab, twitter feed/latest news)

Level 1
(Programmes with incorporated key stage info; other single pages)

Level 2
(Programme page – pg overview, info about and access to courses/resources)

Level 3
(course content/ resources pages)



Keys

Pages having information/resources

Page primarily to facilitate structured access to pgs/resources/info

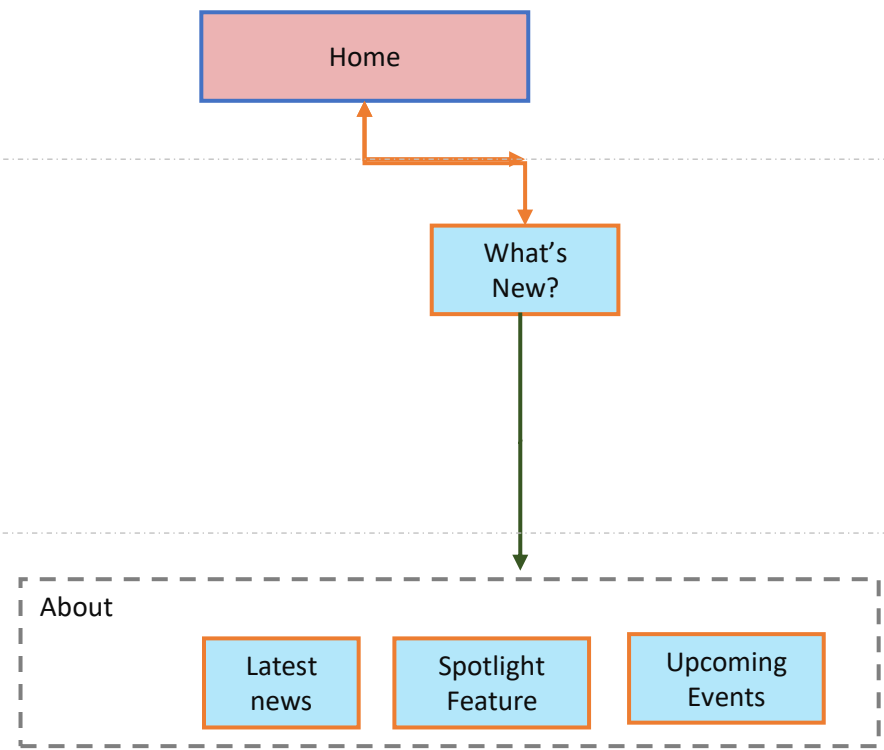
What's New? – PROPOSED STRUCTURE

Level 0
(Customised user routes, brief info about the site and LifeLab, twitter feed/latest news)

Level 1
(Programmes with incorporated key stage info; other single pages)

Level 2
(Programme page – pg overview, info about and access to courses/resources)

Level 3
(course content/ resources pages)



- Keys**
- Yellow box: Pages having information/resources
 - Light blue box: Pages having information/resources
 - Light blue box: Pages having information/resources
 - Pink box: Pages having information/resources
 - White box with blue border: Page primarily to facilitate structured access to pgs/resources/info